

HOLIDAY HOMEWORK

— MONT II —



MONTESSORI
SCHOOL
WITH A
DIFFERENCE

Mazia  ©
Montessori™
The Secret of Childhood...™

GROW WITH GLOW

www.mariamontessorigurgaon.com

A Note from
FOUNDER & CEO

Mrs Charu Kumar

Trained Montessorian (AMI, The Netherlands)
B. Ed & M. Com



Dear Parent

The holiday's assignment promises hours of enjoyable and filling educational activity for your child. The worksheets & projects have been specially created to stimulate & sustain an eagerness to learn.

The aims of the assignment are:-

- To help your child to usually occupy his/her time.
- To develop essential reasoning & logical powers.
- To meet challenges with a sense of achievement.

Each individual project is suitable for a complete parent- child play session. Children should be allowed to choose their own [ace, work on a regular basis through the holidays, to make it an enriching & interactive experience.

SUGGESTIONS TO PARENT

Have healthy discussion with your ward, talk to them about their daily routine, their likes and dislikes, and let them learn to be comfortable in every environment.

Give your child time to watch animal planet, discovery channel and talk about stars planet and sun. Also, encourage them to frame few sentences on it.

Happy holidaying

With Warm Regards

- "Reading is fun, loads of fun". Introduce your child to picture books, storybooks, and converse with them to develop their vocabulary and communication skills by encouraging them to talk about the pictures they see in the storybook on their own.

Suggested story Online Story books series:



- **Big Bubble All Around the town:** <https://www.youtube.com/watch?v=yDtvgn0Aimg>
- **Pepper learns Good habits:** <https://www.youtube.com/watch?v=yDtvgn0Aimg>
- **Noddy helps out:** <https://www.youtube.com/watch?v=WHPHvfE8wag>
- **Bruno learns to share:** <https://www.youtube.com/watch?v=flocu5sGdJA&t=95s>

- To enhance the fine motor skills of your child, let's engage them in the Following activities:

- Free hand drawing of objects likes tree, flower, Sun, house, ball etc. Coloring within an enclosed area
- Hand/Fist printing
- Making objects of their choice with play dough (e.g. fruits, vegetables, shapes)
- Sequencing of colored Cadbury gems, shapes, blocks
- Paper tearing and pasting

- Family time is the best time. We suggest you to spend time with your child, go on a vacation and click pictures of your best memories you have this summer.
- Following are the recommended life skill activities to help your child become Independent to:
 - Converse freely with visitors, relatives coming over to the house.
lay the table for dinner
 - Follow table manners
 - Keep his/her toys or belongings back in their place.
tie his/her shoe laces
 - Button his/her shirt
 - Pack his/her school bag
- Enroll your child in any one activity to develop their hobby.

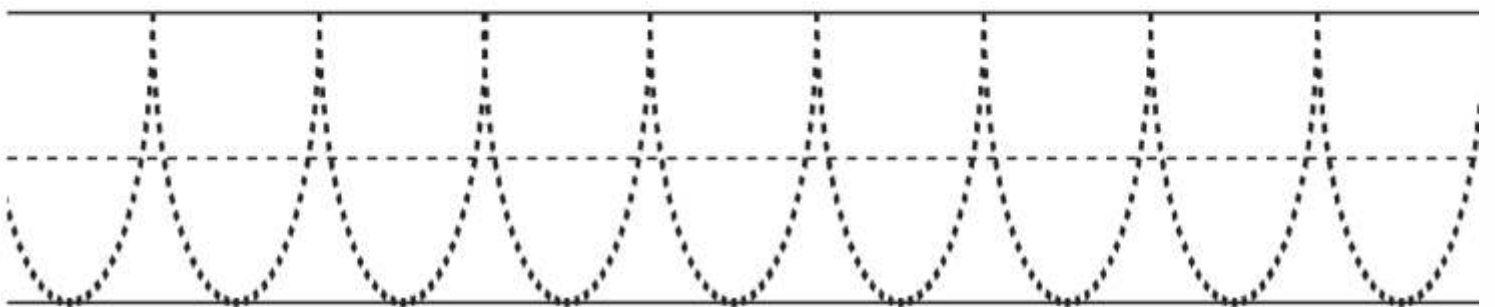
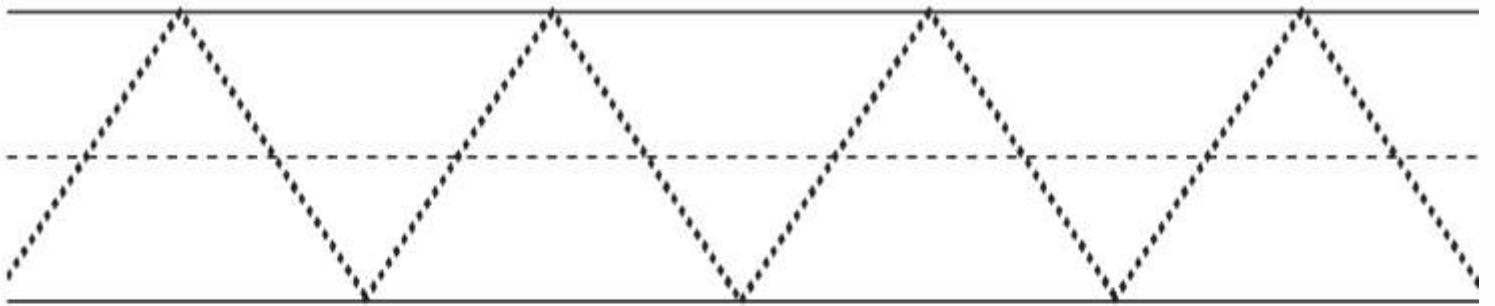
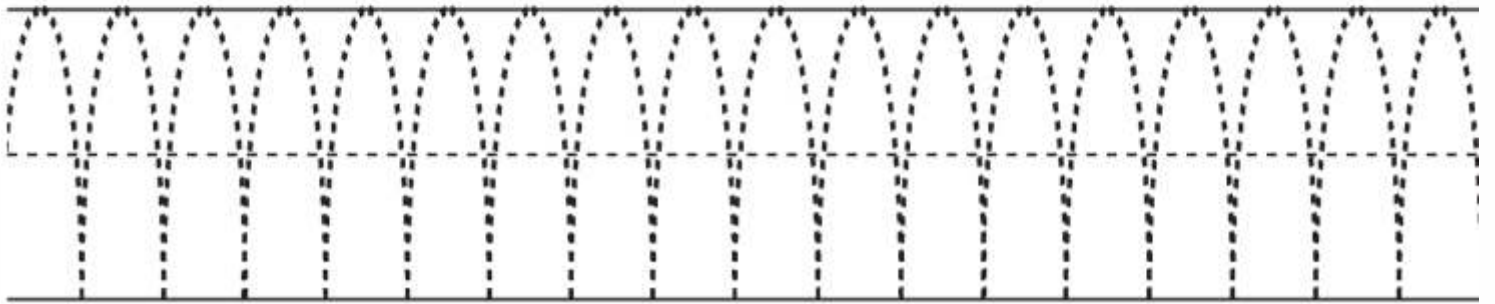
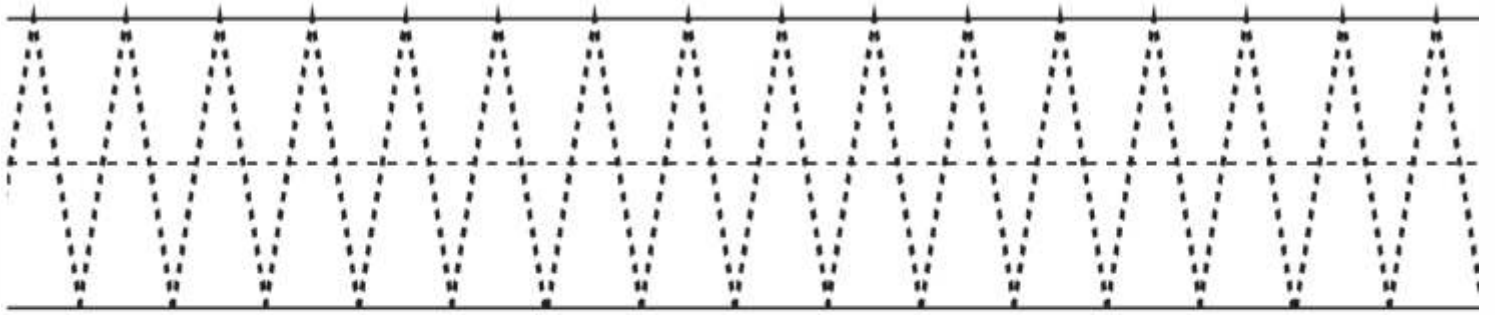


- Aerobics
- Skating
- Music
- Dance
- Swimming

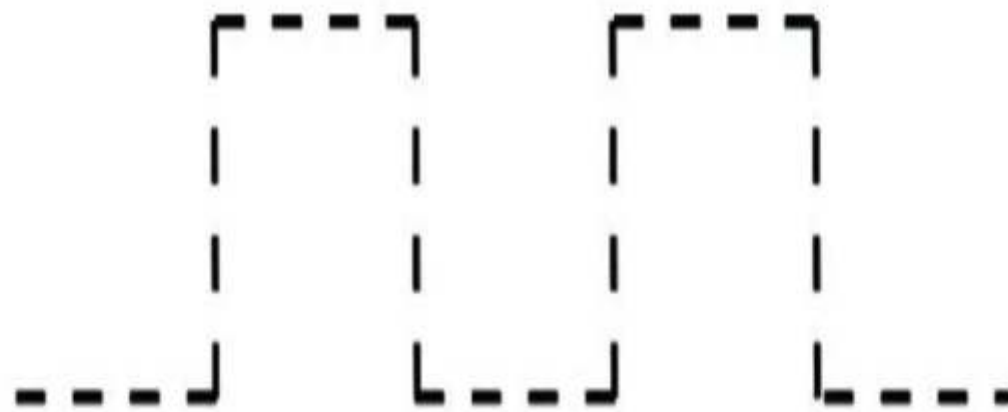
Tracing Patterns

Follow the lines with your pencil

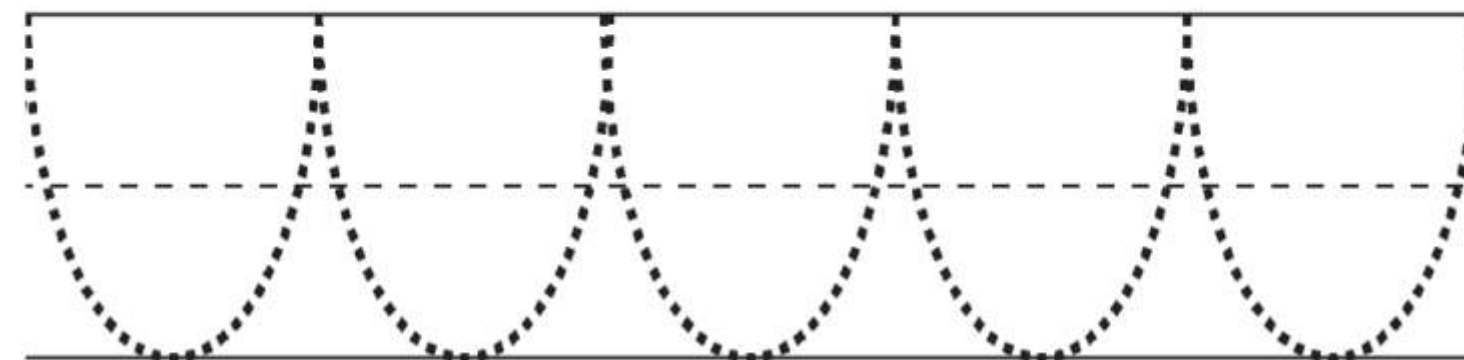
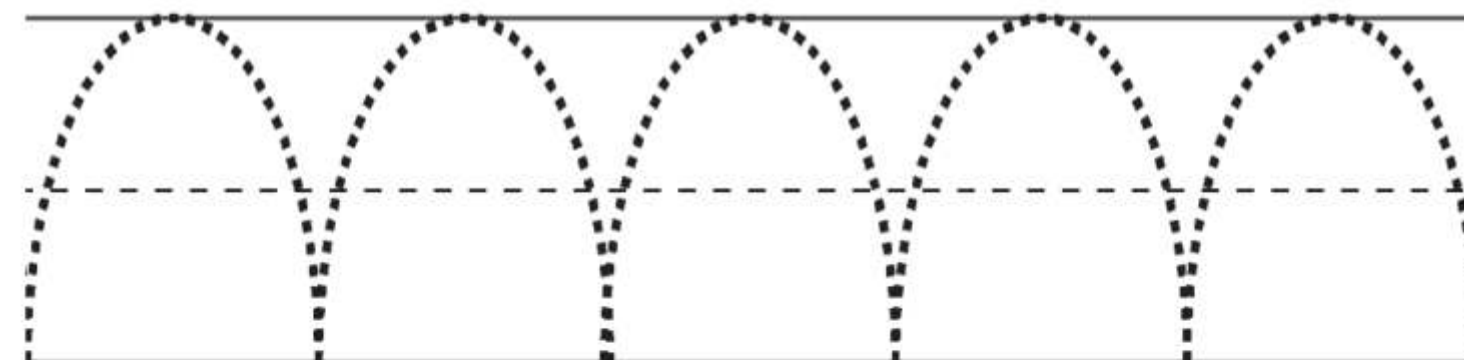
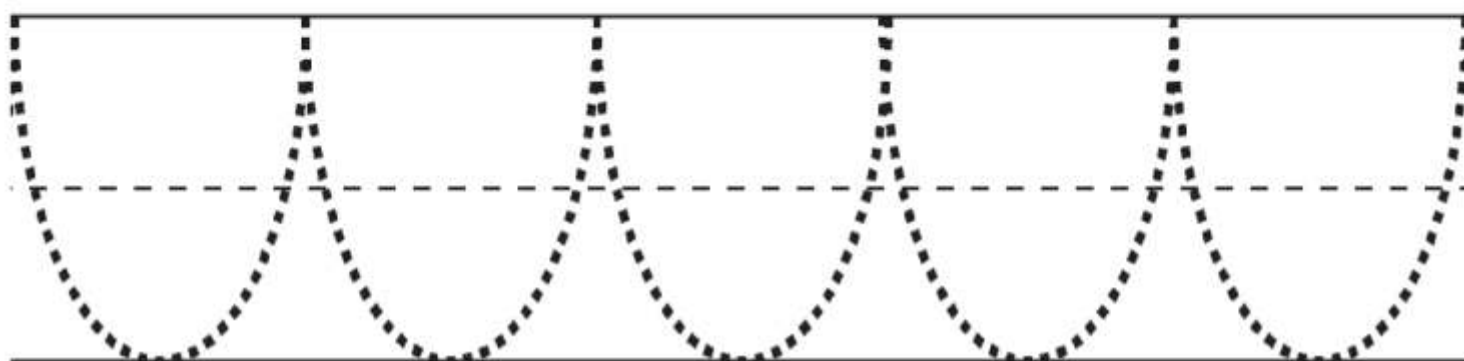
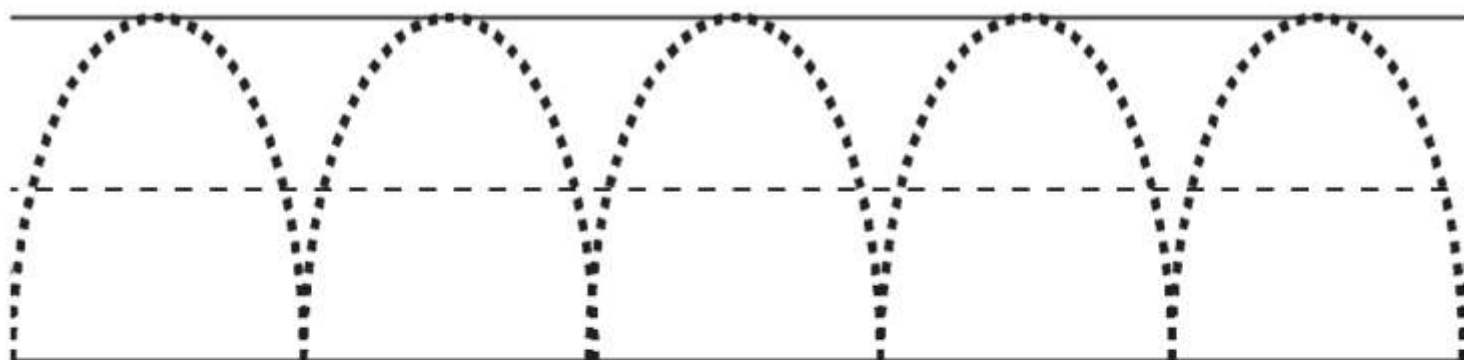






Trace the lines from the airplane to the pilot.




Trace the Curves.





Go round and round & trace the Circles.



Colour the Vegetables, in their original colours.




Trace the letter L.



"Number Fun"

Colour the maze according to given colour code & find the hidden picture..



1 = Yellow

2 = Gray



3 = Orange

4 = Brown

5 = Blue

“Tear & Paste Activity”

Trace the shapes , and decorate them with tiny bits of colourful glazed papers.



“Little Hands at Work”

Activity 1 - Dog Face

Material Required :

- ★ Paper Plate - 1
- ★ Balloon - 2 (medium sized)
- ★ Black chart paper
- ★ Googly eyes - 2
- ★ Ice cream stick
- ★ Crayons
- ★ Black Marker



Method :

- 1) Take a paper plate & paste the medium sized inflated balloons on the sides to give the look of ears.
- 2) Paste the googly eyes .
- 3) Cut a small oval shape from the black chart paper & paste to make the nose of the dog.
- 4) Make details of the face with the help of marker.
- 5) Colour the tongue red.
- 6) Paste the ice cream stick at the back (for support) , your dog face is ready to enjoy.

“Little Hands at Work”

Activity 2 - Counting Octopus

Material Required :

- ★ Paper Plate - 1
- ★ Chart paper - 1
- ★ Googly eyes - 2
- ★ Colourful beads - 45
- ★ Black Marker



Method :

- 1) Take a paper plate & cut into half to make the body of octopus. Colour it.
 - 2) Paste the googly eyes .
 - 3) Make details of the face with the help of marker.
 - 4) Cut eight strips of chart paper.
 - 5) Write numbers 1 to 8 on the body & paste the strips.
 - 6) Paste colourful beads on the strips according to the numbers.
- ✓ Refer to given link for other variety:

<https://www.youtube.com/watch?v=CFH0N7padIA>

MONTESSORI ACTIVITIES


Children learnt a lot in the Montessori class. To keep them aware of what they have learnt, sharing few Montessori video links. Kindly show your children these videos to keep them in touch with the Montessori activities.

- **Rolling a mat:** <https://www.youtube.com/watch?v=zxSn5ZTgERU>
- **Pouring of grains using spoon :** <https://www.youtube.com/watch?v=r66auVZx35k>
- **Pouring water using pitcher to different glasses :**
<https://www.youtube.com/watch?v=WDZmhVFfr7s>

- **Pink Tower :** <https://www.youtube.com/watch?v=8wzyl2GeV30&pbjreload=10>
- **Cylindrical blocks :** <https://www.youtube.com/watch?v=eubWsgAzU3w>

- Create your own homemade file folder; keep Holiday HW worksheets in it. Kindly see the below link
<https://www.youtube.com/watch?v=nb-Cbsl7eOI>





HEAD OFFICE : #27 MODEL TOWN, SECTOR 11, GURUGRAM 122001

Contact : 981 061 5320, 921 368 0594

 www.mariamontessorigurgaon.com  principal@mariamontessorigurgaon.com

Also find us on

 www.facebook.com/MariaGurgaon

 www.twitter.com/MariaGurgaon