

HOLIDAY HOMEWORK

— MONT I —



MONTESSORI
SCHOOL
WITH A
DIFFERENCE

Mazia  ©
Montessori™
The Secret of Childhood...™

GROW WITH GLOW

www.mariamontessorigurgaon.com

A Note from
FOUNDER & CEO

Mrs Charu Kumar

Trained Montessorian (AMI, The Netherlands)
B. Ed & M. Com



Dear Parent

The holiday's assignment promises hours of enjoyable and filling educational activity for your child. The worksheets & projects have been specially created to stimulate & sustain an eagerness to learn.

The aims of the assignment are:-

- To help your child to usually occupy his/her time.
- To develop essential reasoning & logical powers.
- To meet challenges with a sense of achievement.

Each individual project is suitable for a complete parent- child play session. Children should be allowed to choose their own [ace, work on a regular basis through the holidays, to make it an enriching & interactive experience.

SUGGESTIONS TO PARENT

Have healthy discussion with your ward, talk to them about their daily routine, their likes and dislikes, and let them learn to be comfortable in every environment.

Give your child time to watch animal planet, discovery channel and talk about stars planet and sun. Also, encourage them to frame few sentences on it.

Happy holidaying

With Warm Regards

- "Reading is fun, loads of fun". Introduce your child to picture books, storybooks, and converse with them to develop their vocabulary and communication skills by encouraging them to talk about the pictures they see in the storybook on their own.

Suggested story Online Story books series:



- **Big Bubble All Around the town:** <https://www.youtube.com/watch?v=yDtvgn0Aimg>
- **Pepper learns Good habits:** <https://www.youtube.com/watch?v=yDtvgn0Aimg>
- **Noddy helps out:** <https://www.youtube.com/watch?v=WHPHvfE8wag>
- **Bruno learns to share:** <https://www.youtube.com/watch?v=flocu5sGdJA&t=95s>

- To enhance the fine motor skills of your child, let's engage them in the Following activities:

- Free hand drawing of objects likes tree, flower, Sun, house, ball etc. Coloring within an enclosed area
- Hand/Fist printing
- Making objects of their choice with play dough (e.g. fruits, vegetables, shapes)
- Sequencing of colored Cadbury gems, shapes, blocks
- Paper tearing and pasting

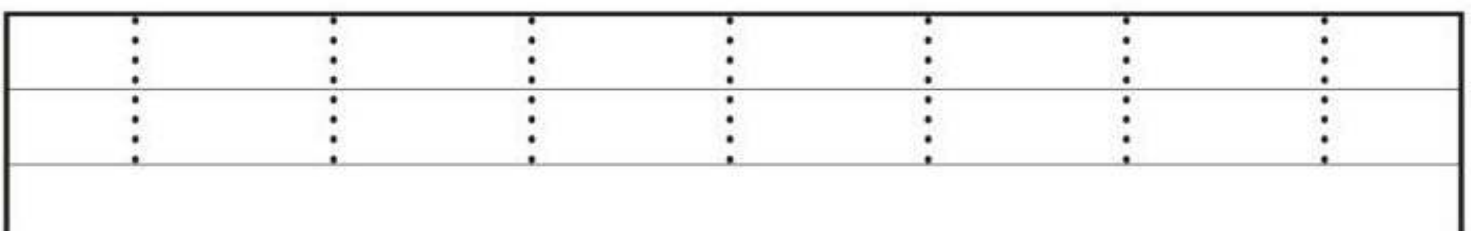


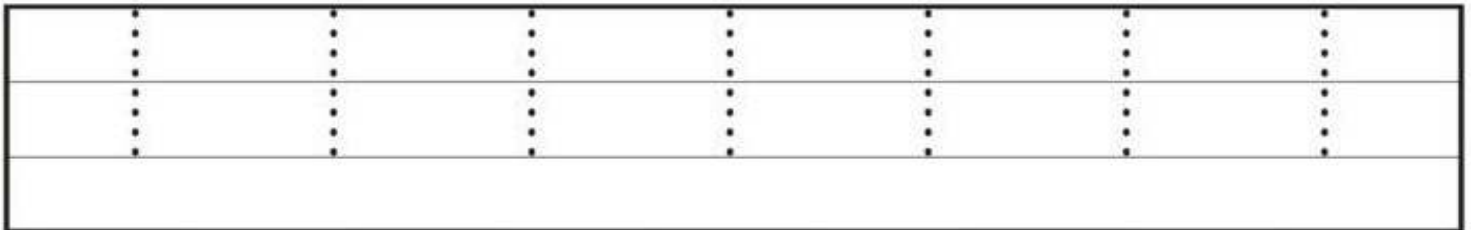




- Family time is the best time. We suggest you to spend time with your child, go on a vacation and click pictures of your best memories you have this summer.
- Following are the recommended life skill activities to help your child become Independent to:
 - Converse freely with visitors, relatives coming over to the house.
lay the table for dinner
 - Follow table manners
 - Keep his/her toys or belongings back in their place.
tie his/her shoe laces
 - Button his/her shirt
 - Pack his/her school bag
- Enroll your child in any one activity to develop their hobby.



- Aerobics
- Skating
- Music
- Dance
- Swimming

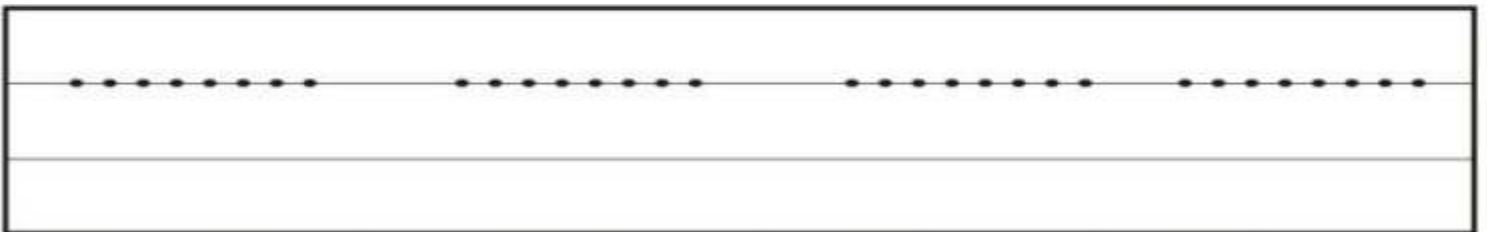

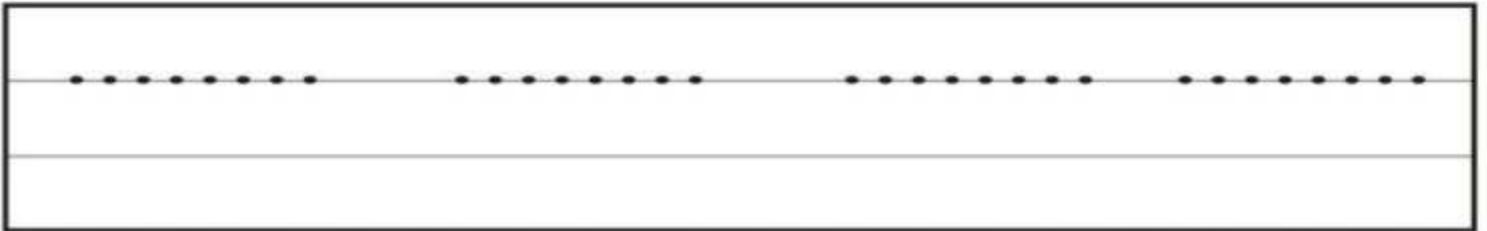
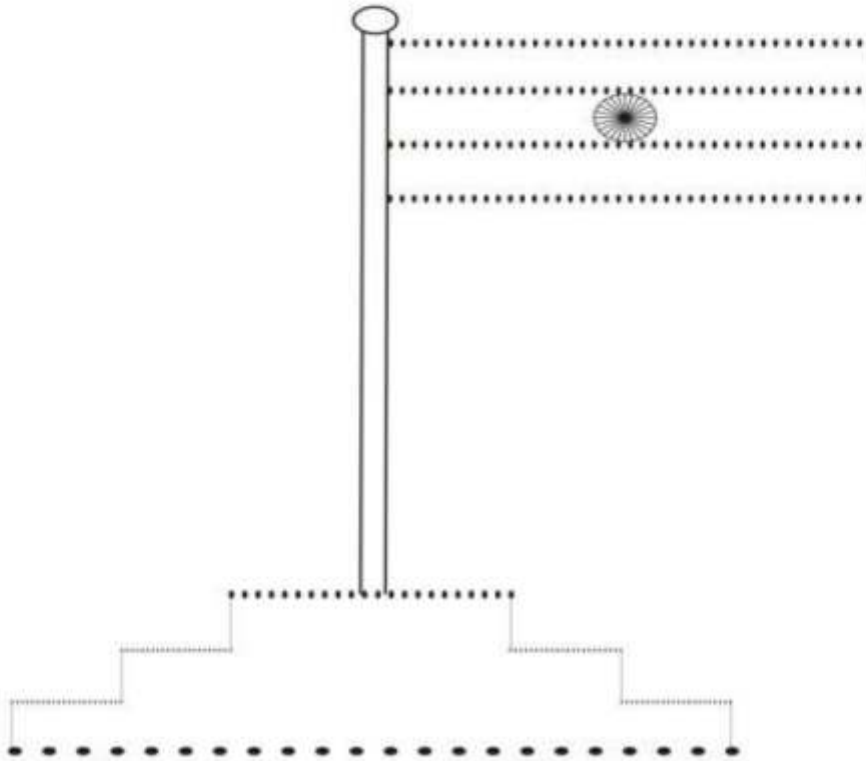
PRACTICE SHEET

•Trace the pattern given below (Standing Lines).



PRACTICE SHEET

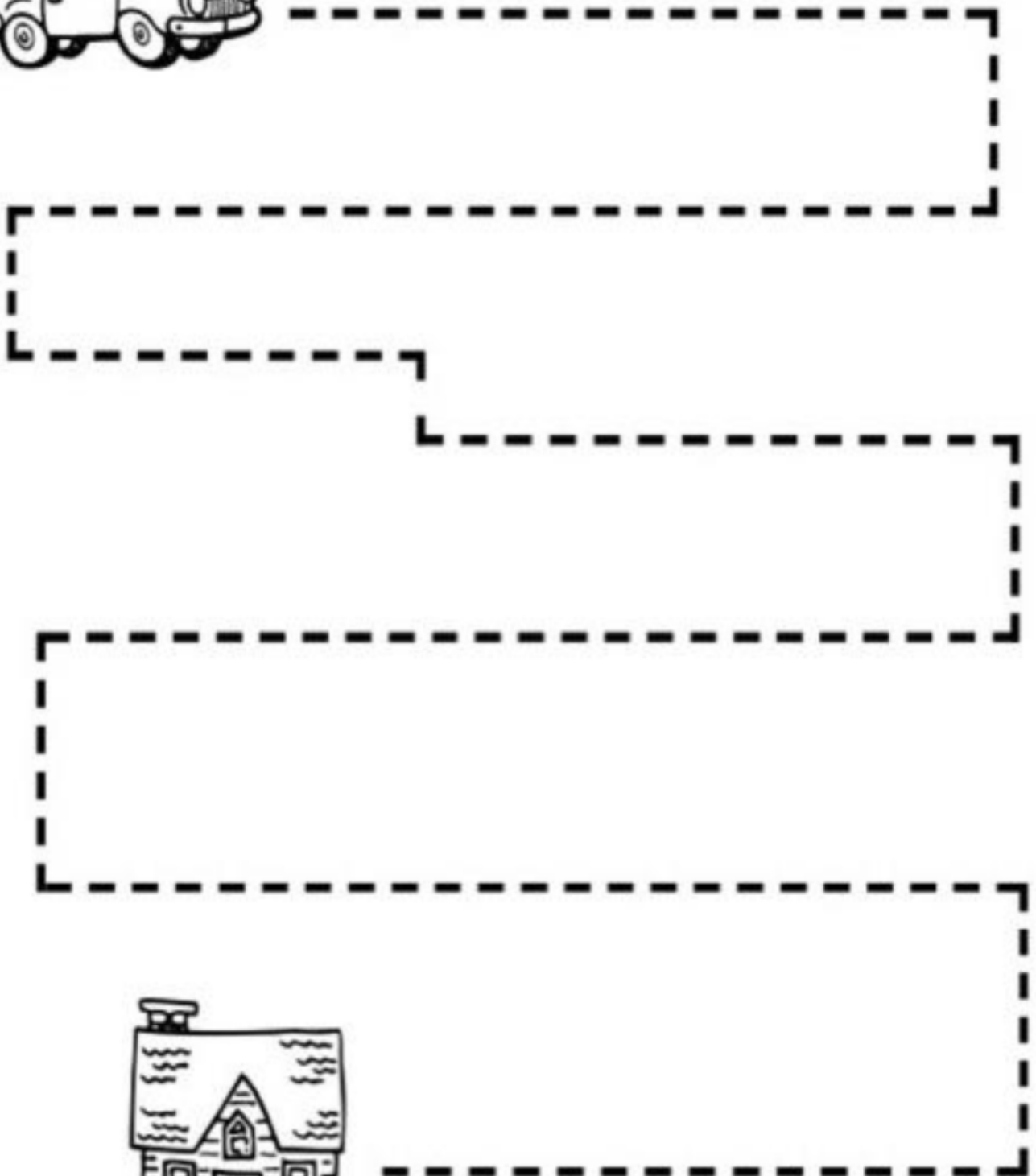
•Trace the pattern given below (Sleeping Lines).



Trace the sleeping lines & complete the ladder.




Trace the dotted line to get the car to the house.



Let's Colour

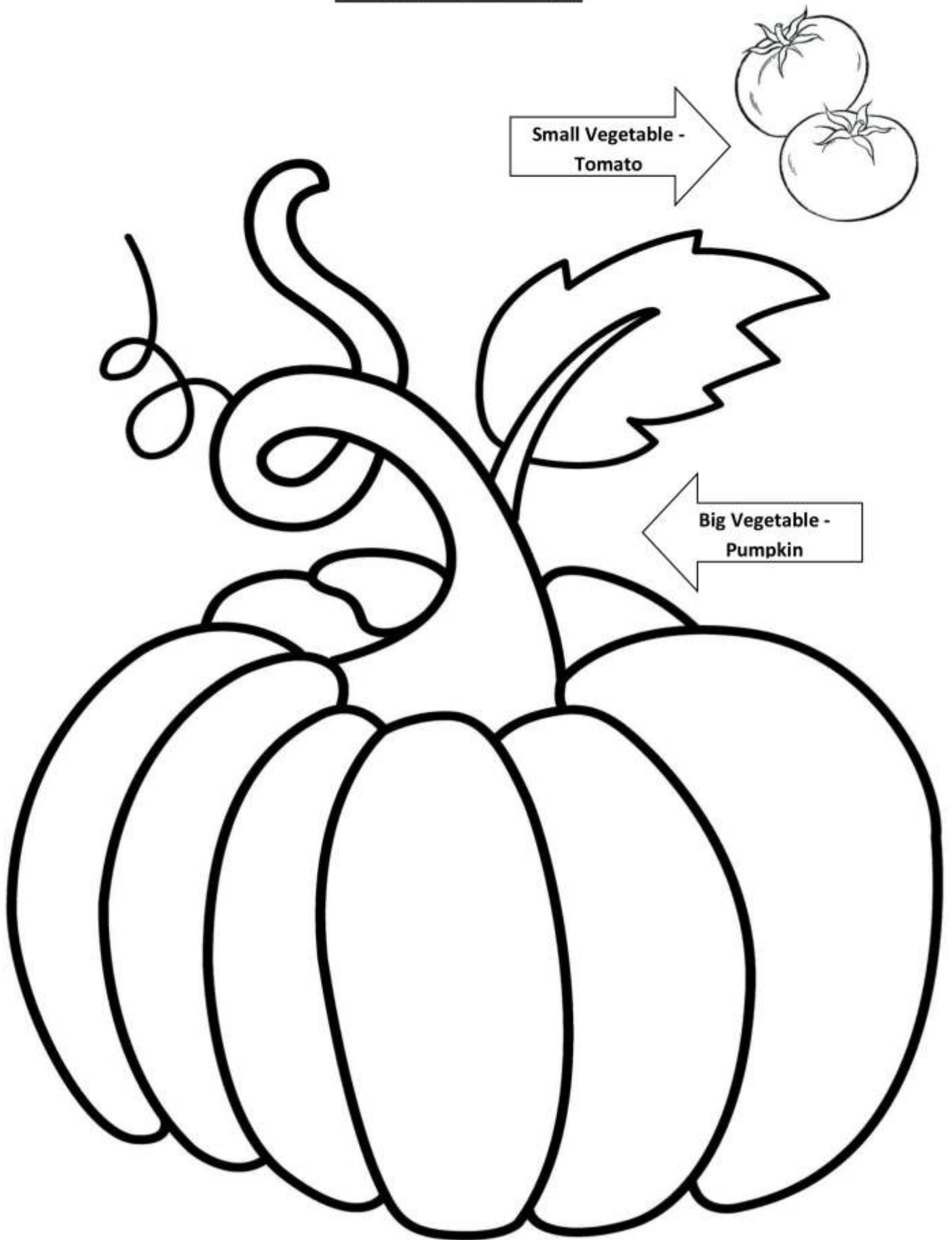


Small Fruit - Strawberry




Big Fruit - Water Melon

Let's Colour



“Wool Pasting”

Colour the lion & paste brown wool shreds in its mane.



“Little Hands at Work”

Activity 1 - Gift Wrap (Balloon Stamping)

Material Required :

- ★ White chart paper (thin sheet) /
Light coloured florescent sheet
- ★ Balloon - 4 - 5 (medium sized)
- ★ Poster Colours –
bright colours of your choice
- ★ Paper plates to mix colours
- ★ Old newspapers



Method :

- 1) Spread old newspapers on floor
& place your chart on it.
- 2) Blow up 2 – 3 balloons & tie them.
(Be careful that balloons do not burst)
- 3) Mix few colours of your choice in the
paper plates.
- 4) Now dip your balloons in colour &
stamp their impressions on the
chart paper as shown in the picture.
- 5) Keep the chart safely in a corner to dry.
- 6) Your colourful gift wrap is ready to pack gifts for your friends.



“Little Hands at Work”

Activity 2 - My Garden (Hand Print)



✓ Create your beautiful garden with colourful hand prints.

ACTIVITY - 3

“Giggle with Scribble”

“ Scribbling and drawing are the child's first steps in learning to write. As they continue to scribble their hands and fingers become stronger and gradually their scribbles begin to evolve into shapes: circles, ovals, squares, and crosses & variety of pictures. ”

Material Required :

- ★ Drawing Sheets / Chart papers
- ★ Crayons of different colours



Method :

1. Spread out a chart paper or take a drawing sheet.
2. Provide the child with a crayon & let the child do what they are good at **SCRIBBLE.**
(you can also join your child in the fun).
3. Now it's your turn to surprise the child.
4. Cut different shapes from that scribbled sheets.
5. Help your child to make creative images from these cutouts.



MONTESSORI ACTIVITIES


Children learnt a lot in the Montessori class. To keep them aware of what they have learnt, sharing few Montessori video links. Kindly show your children these videos to keep them in touch with the Montessori activities.

- **Rolling a mat:** <https://www.youtube.com/watch?v=zxSn5ZTgERU>
- **Pouring of grains using spoon :** <https://www.youtube.com/watch?v=r66auVZx35k>
- **Pouring water using pitcher to different glasses :**
<https://www.youtube.com/watch?v=WDZmhVFfr7s>

- **Pink Tower :** <https://www.youtube.com/watch?v=8wzyl2GeV30&pbjreload=10>
- **Cylindrical blocks :** <https://www.youtube.com/watch?v=eubWsgAzU3w>

- Create your own homemade file folder; keep Holiday HW worksheets in it. Kindly see the below link
<https://www.youtube.com/watch?v=nb-Cbsl7eOI>





HEAD OFFICE : #27 MODEL TOWN, SECTOR 11, GURUGRAM 122001

Contact : 981 061 5320, 921 368 0594

 www.mariamontessorigurgaon.com  principal@mariamontessorigurgaon.com

Also find us on

 www.facebook.com/MariaGurgaon

 www.twitter.com/MariaGurgaon