

HOLIDAY HOMEWORK

CLASS I



MONTESSORI
SCHOOL
WITH A
DIFFERENCE

Mazia  ©
Montessori™
The Secret of Childhood...™

GROW WITH GLOW

www.mariamontessorigurgaon.com

A Note from
FOUNDER & CEO

Mrs Charu Kumar

Trained Montessorian (AMI, The Netherlands)
B. Ed & M. Com



Dear Parent

The holiday's assignment promises hours of enjoyable and filling educational activity for your child. The worksheets & projects have been specially created to stimulate & sustain an eagerness to learn.

The aims of the assignment are:-

- To help your child to usually occupy his/her time.
- To develop essential reasoning & logical powers.
- To meet challenges with a sense of achievement.

Each individual project is suitable for a complete parent- child play session. Children should be allowed to choose their own [ace, work on a regular basis through the holidays, to make it an enriching & interactive experience.

SUGGESTIONS TO PARENT

Have healthy discussion with your ward, talk to them about their daily routine, their likes and dislikes, and let them learn to be comfortable in every environment.

Give your child time to watch animal planet, discovery channel and talk about stars planet and sun. Also, encourage them to frame few sentences on it.

Happy holidaying

With Warm Regards

- "Reading is fun, loads of fun". Introduce your child to picture books, storybooks, and converse with them to develop their vocabulary and communication skills by encouraging them to talk about the pictures they see in the storybook on their own.

Suggested story Online Story books series:



- **Big Bubble All Around the town:** <https://www.youtube.com/watch?v=yDtvgn0Aimg>
- **Pepper learns Good habits:** <https://www.youtube.com/watch?v=yDtvgn0Aimg>
- **Noddy helps out:** <https://www.youtube.com/watch?v=WHPHvfE8wag>
- **Bruno learns to share:** <https://www.youtube.com/watch?v=flocu5sGdJA&t=95s>

- To enhance the fine motor skills of your child, let's engage them in the Following activities:

- Free hand drawing of objects likes tree, flower, Sun, house, ball etc. Coloring within an enclosed area
- Hand/Fist printing
- Making objects of their choice with play dough (e.g. fruits, vegetables, shapes)
- Sequencing of colored Cadbury gems, shapes, blocks
- Paper tearing and pasting

- Family time is the best time. We suggest you to spend time with your child, go on a vacation and click pictures of your best memories you have this summer.
- Following are the recommended life skill activities to help your child become Independent to:
 - Converse freely with visitors, relatives coming over to the house.
lay the table for dinner
 - Follow table manners
 - Keep his/her toys or belongings back in their place.
tie his/her shoe laces
 - Button his/her shirt
 - Pack his/her school bag
- Enroll your child in any one activity to develop their hobby.



- Aerobics
- Skating
- Music
- Dance
- Swimming

ALL ABOUT ME!


My name is...

I am _____ years old.


I am



My favorite color is...

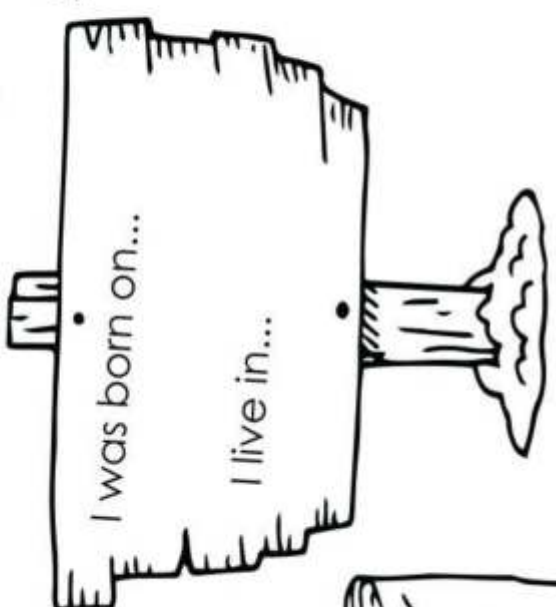


My favorite animal is...




I was born on...

I live in...



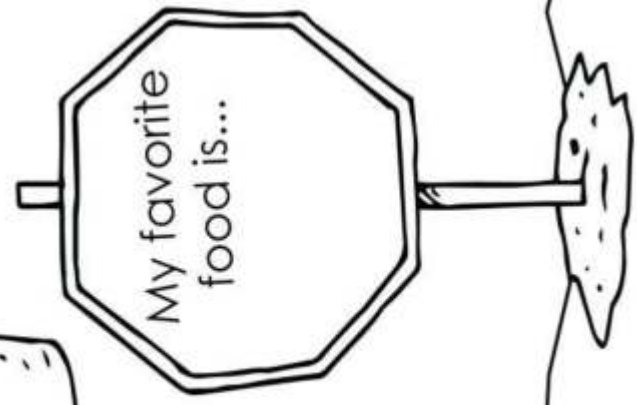
When I grow up, I want to be a...



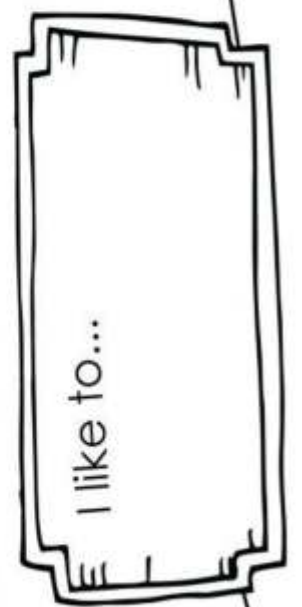
My favorite number is...



My favorite food is...



I like to...



Reading Comprehension

Read the short passage and answer the questions.

Football

Lou plays football. He loves football. Lou can run fast and throw far. He will ask Jon to play with him.



1. What does Lou play?

- games
- football
- soccer

2. What can Lou do?

- run fast
- jump high
- score

3. What will he do?

- wear a hat
- run fast
- ask Jon to play

Reading Comprehension

Read the short passage and answer the questions.

My Camping Trip

I am going camping with my family. We are going to sleep in a tent. We will swim in the lake. I can't wait!



1. Where am I going?

2. Where will we sleep?

3. What will we do?

Directions: Count the total number of dots on each domino. Color the correct circle to show the total.

Name _____



Dasher's Domino Addition

4 6

A domino with 2 dots on the left half and 2 dots on the right half.

8 7

A domino with 4 dots on the left half and 3 dots on the right half.

5 6

A domino with 1 dot on the left half and 4 dots on the right half.

7 8

A domino with 4 dots on the left half and 3 dots on the right half.

3 4

A domino with 1 dot on the left half and 2 dots on the right half.

7 6

A domino with 2 dots on the left half and 4 dots on the right half.

10 9

A domino with 4 dots on the left half and 5 dots on the right half.


9 8

A domino with 5 dots on the left half and 3 dots on the right half.

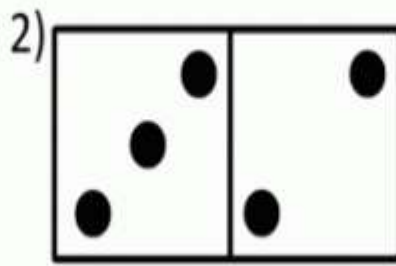
8 7

A domino with 4 dots on the left half and 3 dots on the right half.


Count the number of dots on each domino and fill in the total.




___ + ___ = ___




___ + ___ = ___




___ + ___ = ___




___ + ___ = ___




___ + ___ = ___




___ + ___ = ___




___ + ___ = ___



___ + ___ = ___




___ + ___ = ___



___ + ___ = ___



___ + ___ = ___



___ + ___ = ___

Shade the dominoes which have a total of 10.

Math Crossword FUN



Fill in the blanks of each crossword puzzle to make the addition equations true.

0 + = 9

+ 3 = 4

2 + =



5 + = 7

4

+

3 + =

=

8

=

+ 1 =



दिए गए शब्दों को सही क्रम से लिखते हुए अर्थपूर्ण वाक्य बनाओं ।

राम पर ताला
घर लगा ।

ला रमा छाता ।

मटर चख गरम ।


पढ़ अजय खत ।

बरसा बादल ।

“Know Your Body”

Match the sentences with the correct picture.

I have a pair of eyes. ●



I have a pair of ears. ●



I have a pair of arms. ●



I have a pair of hands. ●



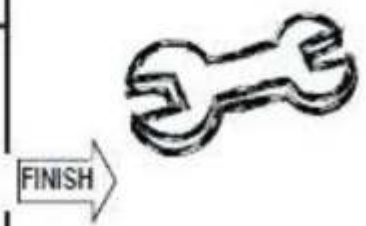

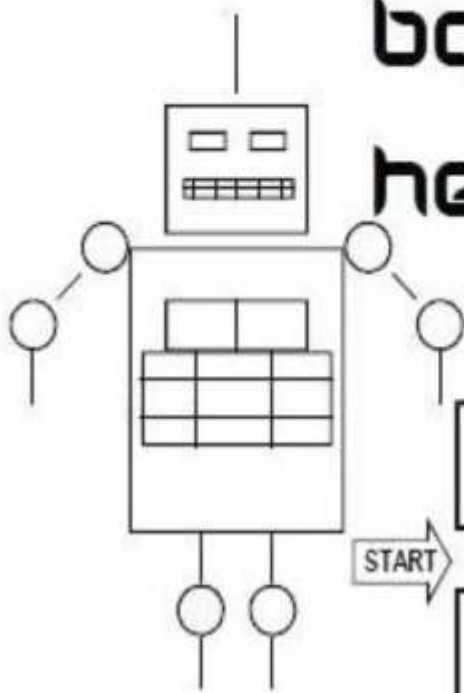
I have a pair of legs. ●



I have a pair of feet. ●



HELP THE ROBOT GET
BACK TO THE LAB SO
HE CAN GET A TUNE UP!



“Little Hands at Work”

Activity 1- Finger Puppet

It's soooooo easy !!!!

Draw the five Sense Organs on a sheet. Colour them.

Cut & Paste them on ice cream sticks.

I can hear, I can see,

I can smell, I can taste,

I can feel, I can feel

In this big, big, world

Big, big, world

I can hear the music (x2)

I can see the mountains (x2)

In this big, big, big, world

Big, big, big, world

I can smell the flowers (x2)

I can taste the apples (x2)

I can feel the hot sun (x2)

In this big, big, big, world

Big, big, big, world (repeat)



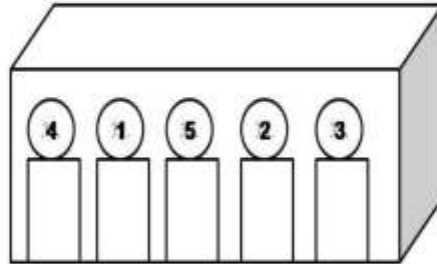
Learn The Rhyme

“Little Hands at Work”

Activity 2: Target Golf

Material Required:

- ✓ Empty shoe box
- ✓ Fevicol
- ✓ Coloured papers
- ✓ Scissors
- ✓ Markers
- ✓ Small plastic balls



Steps to follow:

1. Take a shoe box & cut 5 rectangular doors on its open length.
2. Cover the box with coloured paper & decorate.
3. Mark the doors between 1 to 5, randomly.
4. Place the box upside down, the ‘*Target Golf*’ is ready to play.

Rules of the game:

- i. Mark a starting point.
- ii. Roll your plastic ball towards the doors.
- iii. You score the points on the door, your ball pass through.

This game will be more exciting with two or more players. You can decide for number of turns. Points scored each time will add up to make total points of each player. Player scoring highest points will be the winner.

ENGLISH

- Read one story/newspaper daily
- Learn 5 new words everyday
- Arrange them alphabetical
- Write their meaning along side
- Make sentences using these words
- Learn and Revise in written all the work done in class

HINDI

- अपने आस पास की वस्तुए के चित्र बनाएँ और उनके नाम लिखे और वाक्य में प्रयोग करें ।
- माता पिता की सहायता से अ, आ, इ, ई की मात्रा का अभ्यास करें ।
- प्रतिदिन 1 सुलेख लिखो ।
- दिल्ली की किन्ही तीन समारकों का चित्र चिपकाओ और उनके बारे में पाँच वाक्य लिखो ।

GK

- Collect some information about any three monument in Delhi and paste their pictures.
 - Who built them ?
 - When were they built ?
 - Where is it located ?

MATH

- Learn tables 2-10
- Mental Math - 15 - 30

MONTESSORI ACTIVITIES


Children learnt a lot in the Montessori class. To keep them aware of what they have learnt, sharing few Montessori video links. Kindly show your children these videos to keep them in touch with the Montessori activities.

- **Rolling a mat:** <https://www.youtube.com/watch?v=zxSn5ZTgERU>
- **Pouring of grains using spoon :** <https://www.youtube.com/watch?v=r66auVZx35k>
- **Pouring water using pitcher to different glasses :**
<https://www.youtube.com/watch?v=WDZmhVFfr7s>

- **Pink Tower :** <https://www.youtube.com/watch?v=8wzyl2GeV30&pbjreload=10>
- **Cylindrical blocks :** <https://www.youtube.com/watch?v=eubWsgAzU3w>

- Create your own homemade file folder; keep Holiday HW worksheets in it. Kindly see the below link
<https://www.youtube.com/watch?v=nb-Cbsl7eOI>





HEAD OFFICE : #27 MODEL TOWN, SECTOR 11, GURUGRAM 122001

Contact : 981 061 5320, 921 368 0594

 www.mariamontessorigurgaon.com  principal@mariamontessorigurgaon.com

Also find us on

 www.facebook.com/MariaGurgaon

 www.twitter.com/MariaGurgaon